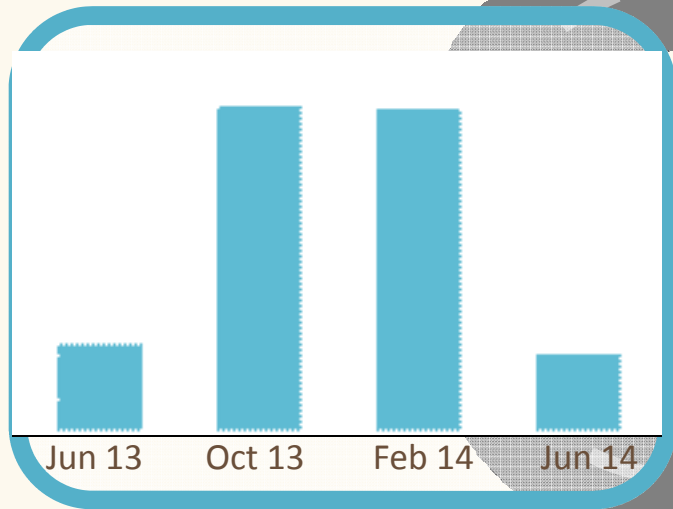
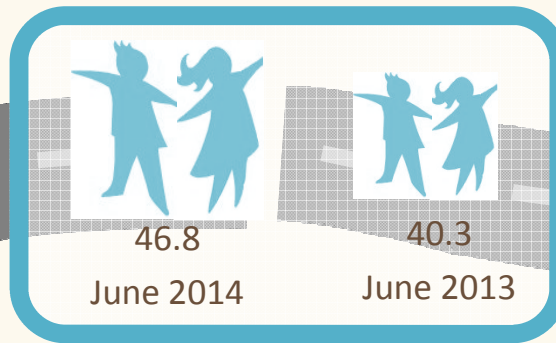


# Shropshire Outcomes

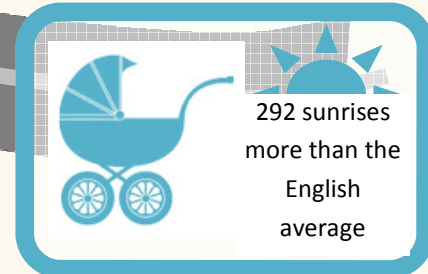
Children with a 2nd or subsequent **Child Protection Plan** has **decreased**



Number of **looked after children** per 10,000 has **increased**



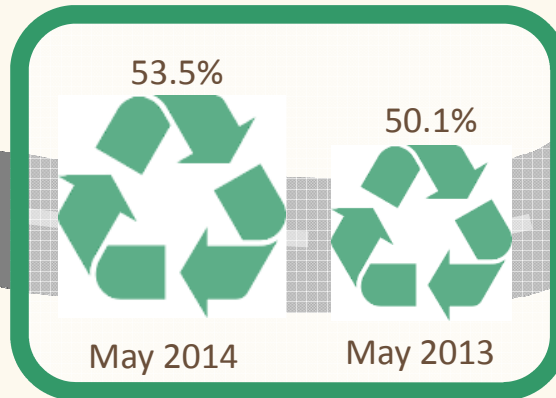
**Your life outcome** SC1  
Welcome to Shropshire



Born in 2012, average **life expectancy** is **81.8 years**

**Your environment outcome** SC2  
A Great Place To Live

Household waste sent for **recycling, re-use or composting** has **increased**

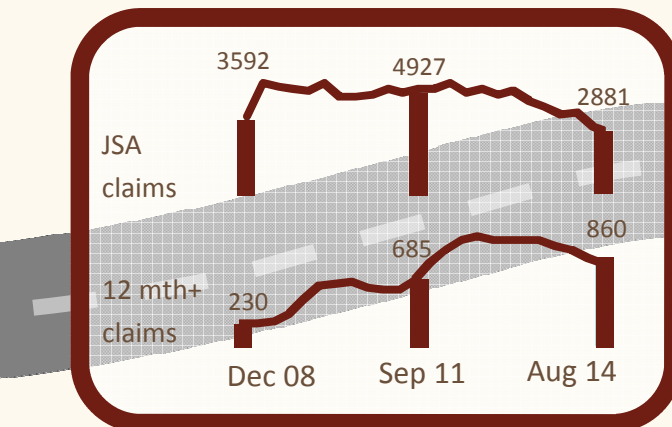


**Fear of crime** has **fallen** whilst **reported offences** has slightly **increased** in 3 months to Mar 14



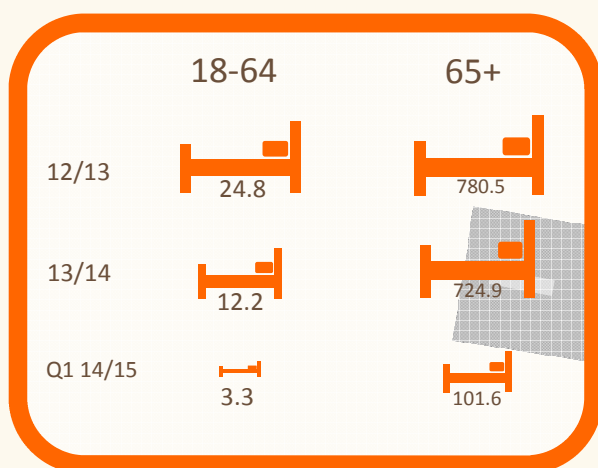
**Your money outcome** SC3  
Floreat Salopia

**House price v earnings ratio** has **decreased**



**Job Seekers Allowance** claims **lowest** since Oct 2008... but **long term claimants** remain **high**

**Your health outcome** SC4  
Please Drive Carefully



**Reduced permanent admissions** into residential care homes, per 100,000 population



**Reduced delayed transfers of care** from hospital, per 100,000 population aged 18+, due to Adult Social Care